



Bwrdd Iechyd Prifysgol
Caerdydd a'r Fro
Cardiff and Vale
University Health Board



COVID-19 Simulation Training

Keeping Safe

Dr C Diaz-Navarro and Dr A Hadfield, 15th March 2020



Bwrdd Iechyd Prifysgol
Caerdydd a'r Fro
Cardiff and Vale
University Health Board



Introduction and skills training



GIG
CYMRU
NHS
WALES

Bwrdd Iechyd Prifysgol
Caerdydd a'r Fro
Cardiff and Vale
University Health Board

CARDIFF
UNIVERSITY
PRIFYSGOL
CAERDYDD

Welcome

Registration

Health and safety

Safe container

Faculty and delegates intro





GIG
CYMRU
NHS
WALES

Bwrdd Iechyd Prifysgol
Caerdydd a'r Fro
Cardiff and Vale
University Health Board

CARDIFF
UNIVERSITY
PRIFYSGOL
CAERDYDD

Aims

By the end of these sessions, delegates will be able to:

1. Safely perform donning and doffing PPE according to HEE guidance
2. Keep safe when performing tasks and clinical duties such as
 - a. Intubating
 - b. Caring for critical patients
 - c. During cardiac arrest
3. Build resilience and support others in emotionally challenging situations



GIG
CYMRU
NHS
WALES

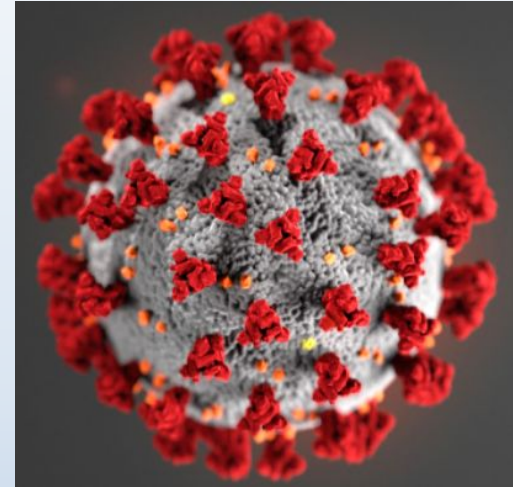
Bwrdd Iechyd Prifysgol
Caerdydd a'r Fro
Cardiff and Vale
University Health Board

CARDIFF
UNIVERSITY
PRIFYSGOL
CAERDYDD

COVID-19

We must get ready

- To look after patients safely
- To face challenging situations
- To support each other





GIG
CYMRU
NHS
WALES

Bwrdd Iechyd Prifysgol
Caerdydd a'r Fro
Cardiff and Vale
University Health Board

CARDIFF
UNIVERSITY
PRIFYSGOL
CAERDYDD

COVID-19

We must get ready

- To look after patients safely
- To face challenging situations
- To support each other

Together we can do this!





GIG
CYMRU
NHS
WALES

Bwrdd Iechyd Prifysgol
Caerdydd a'r Fro
Cardiff and Vale
University Health Board

CARDIFF
UNIVERSITY
PRIFYSGOL
CAERDYDD

Skills practice

1. Up to date PPE guidance
2. Hand washing
3. Donning video and practice
4. Practise a task wearing PPE:
 - disinfection of a contaminated surface
 - 1 tablet of actichlor in 1l of water, wash, dry, wash again with soapy water
5. Doffing video (whilst still wearing PPE)
6. Practise doffing
7. Discussion



GIG
CYMRU
NHS
WALES

Bwrdd Iechyd Prifysgol
Caerdydd a'r Fro
Cardiff and Vale
University Health Board



The most recent guidance so far...

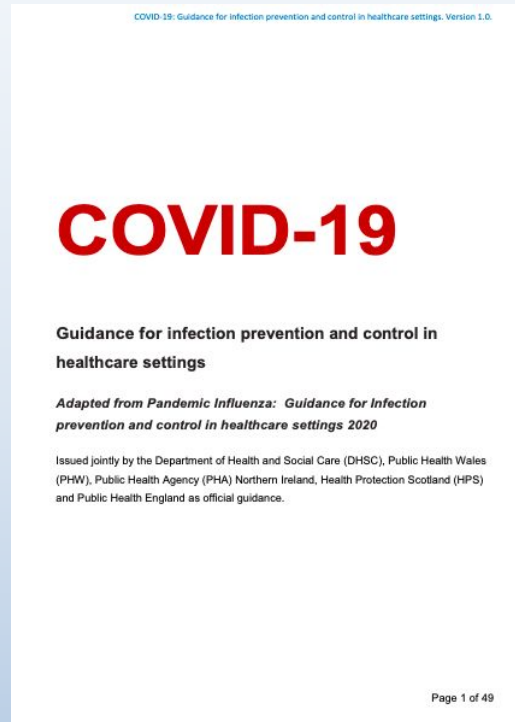




Table 1: Transmission based precautions (TBPs): Personal protective equipment (PPE) for care of patients with pandemic COVID-19

	Entry to cohort area (only if necessary) no patient contact*	General ward *	High risk unit ICU/ITU/HDU	Aerosol generating procedures (any setting)
Disposable Gloves	No	Yes	Yes	Yes
Disposable Plastic Apron	No	Yes	Yes	No
Disposable Gown	No	No	No	Yes
Fluid-resistant (Type IIR) surgical mask (FRSM)	Yes	Yes	No	No
Filtering face piece (class 3) (FFP3) respirator	No	No	Yes	Yes
Disposable Eye protection	No	Risk assessment	Risk assessment (always if wearing an FFP3)	Yes

* Personal protective equipment (PPE) for close patient contact (within 1 metre) also applies to the collection of nasal or nasopharyngeal swabs.



GIG
CYMRU
NHS
WALES

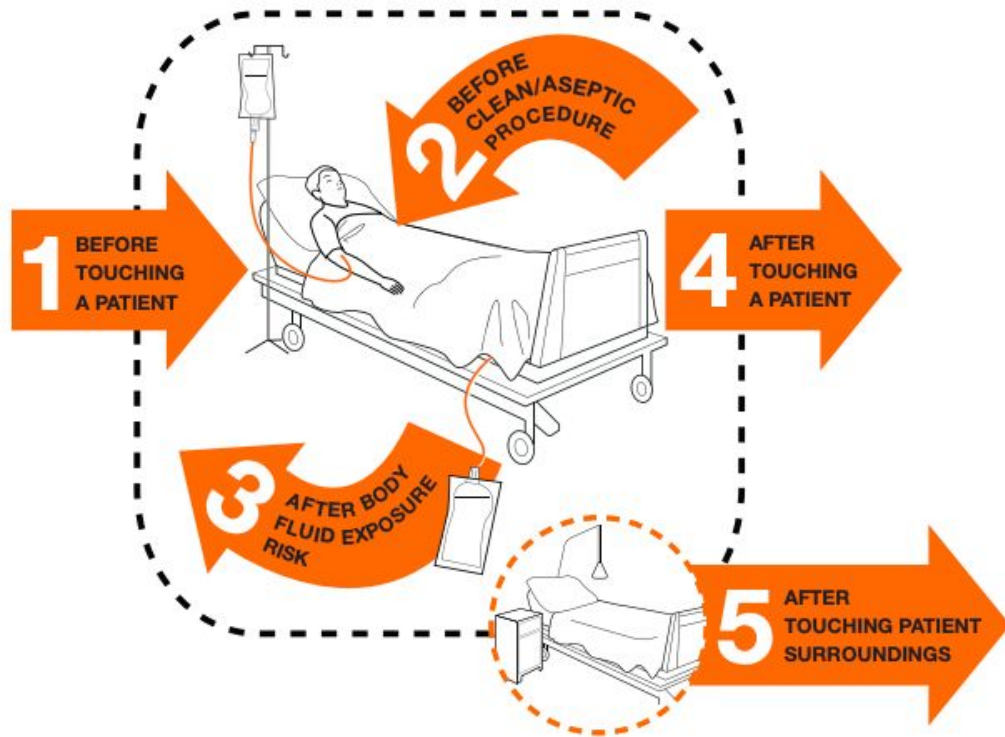
Bwrdd Iechyd Prifysgol
Caerdydd a'r Fro
Cardiff and Vale
University Health Board

CARDIFF
UNIVERSITY
PRIFYSGOL
CAERDYDD

For the purpose of this simulation training:

we are in areas where aerosol generating procedures are being carried out.

Your 5 Moments for Hand Hygiene





Bwrdd Iechyd Prifysgol
Caerdydd a'r Fro
Cardiff and Vale
University Health Board



Hand-washing Steps Using the WHO Technique



GIG
CYMRU
NHS
WALES

Bwrdd Iechyd Prifysgol
Caerdydd a'r Fro
Cardiff and Vale
University Health Board



Now practise!



GIG
CYMRU
NHS
WALES

Bwrdd Iechyd Prifysgol
Caerdydd a'r Fro
Cardiff and Vale
University Health Board



Putting on personal protective equipment (PPE)

Now practise!



Public Health
England

Quick guide

COVID-19

Putting on (donning) personal protective equipment (PPE)

This is undertaken outside the patient's room.

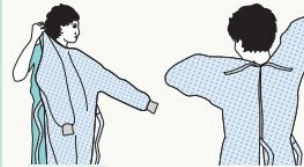
Pre-donning instructions

- ensure healthcare worker hydrated
- tie hair back
- remove jewellery
- check PPE in the correct size is available

Perform hand hygiene before putting on PPE

1

Put on the long-sleeved fluid repellent disposable gown



2

Respirator
Perform a fit check.



3

Eye protection



4

Gloves



Your task:

Disinfection of a contaminated surface

1. 1 tablet of actichlor in 1l of water,
2. wash,
3. Wait for it to dry,
4. wash again with soapy water



GIG
CYMRU
NHS
WALES

Bwrdd Iechyd Prifysgol
Caerdydd a'r Fro
Cardiff and Vale
University Health Board



Taking off PPE

Removal of (doffing) personal protective equipment (PPE)

PPE should be removed in an order that minimises the potential for cross contamination.

The order of removal of PPE is as follows:

1 **Gloves –**
the outsides of the gloves are contaminated



Clean hands with alcohol gel

2 **Gown –**
the front of the gown and sleeves will be contaminated



3 **Eye protection –**
the outside will be contaminated



4 **Respirator**
Clean hands with alcohol hand rub. Do not touch the front of the respirator as it will be contaminated



5 Wash hands with soap and water



Now practise!



GIG
CYMRU
NHS
WALES

Bwrdd Iechyd Prifysgol
Caerdydd a'r Fro
Cardiff and Vale
University Health Board



Any questions?